

MILOTA

THINK DIFFERENT

MILOTA

THINK DIFFERENT

MILOTA TILES LLP

Survey No.: 193, Opp. Dadashree Nagar,
8-A National Highway, Morbi 363 642. (Gujarat - India)
+91 90330 74070 | +91 91042 42956
www.milotagroup.com | info@milotagroup.com

Tiles that echo the
beauty of history.



MILOTA

THINK DIFFERENT

Tiles inspired by history,
built for the future.

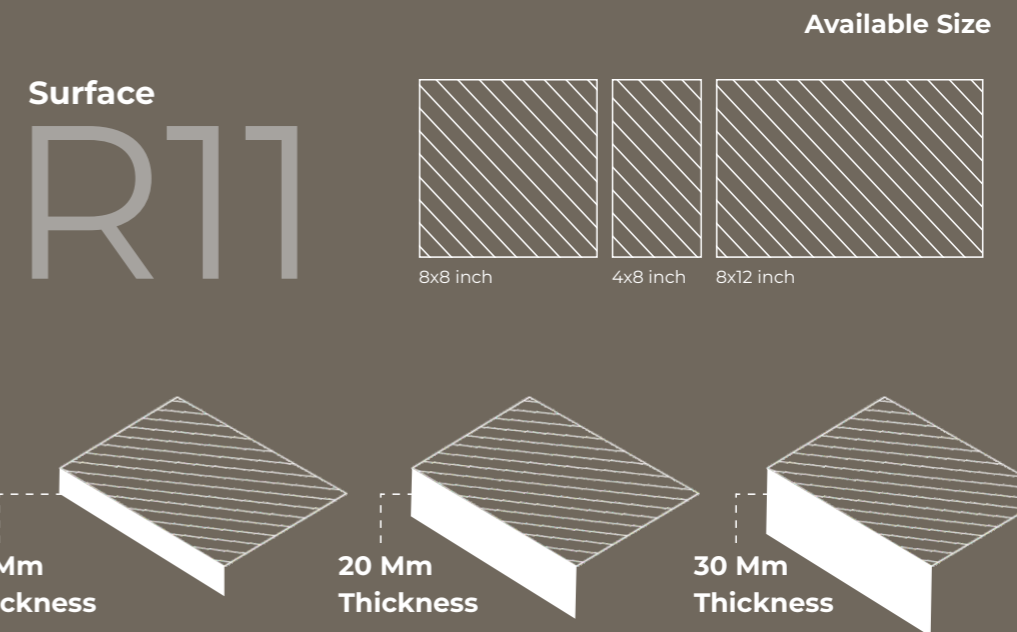


The essence of nature's
 artistry & Innovation

Milota company is bringing a stunning collection of Tumble Edge Pavers tiles in R11 Surface. It is a masterpiece of form and function, perfect for creating luxurious outdoor spaces. Available in versatile sizes of 96 x 202 mm, 202 x 202 mm, and 202 x 302 mm, these tiles offer the flexibility to design paths, patios, and driveways that stand out in any landscape.

Our R11 Series Tumble Edge Pavers combine aesthetic beauty with superior slip resistance, making them ideal for residential and commercial spaces. The R11 rating ensures these pavers are safe even in wet conditions, providing a firm grip and peace of mind. Each Tumble Edge Paver is crafted to emulate the weathered beauty and offer a rustic charm that enhances the visual appeal of your outdoor areas, giving them a classic, time-worn look that never goes out of style.

Whether you're creating a quaint garden pathway, a robust patio for gatherings, or a durable driveway, the multiple sizes allow for dynamic layouts and creative patterns. The variety in dimension and intricate designs are as practical as beautiful.



MILOTA
THINK DIFFERENT

New-age strength
Old-world aesthetics, everlasting appeal.

In the world of outdoor paving, safety is paramount. Our R11 surface finish ensures that your pathways remain secure underfoot, even in wet or slippery conditions. This innovative anti-slip feature makes our Tumble Edge Pavers the ideal choice for creating outdoor spaces that are both beautiful and safe, without compromising on design.

Each tile is meticulously crafted to mimic the look and feel of aged stone, complete with tumbled edges that offer a soft, worn aesthetic. This unique finish gives your spaces an authentic, lived-in look, perfect for gardens, courtyards, and terraces where an old-world charm is desired.



Gentle on nature
Tough on weather

We believe in creating products that not only enhance your environment but also respect it. Our Tumble Edge Pavers are produced with sustainable practices, ensuring that their impact on nature is as gentle as their aesthetic. By choosing these pavers, you're investing in a greener future while enjoying the benefits of durable, long-lasting materials.

Additionally, these pavers are engineered to withstand harsh weather conditions, from scorching summers to freezing winters. The R11 surface adds an extra layer of protection, making them ideal for areas prone to rain or moisture, ensuring your outdoor spaces remain as functional as they are stunning. Whether you're aiming for a random, natural look or a more structured, geometric layout, these pavers offer endless possibilities.



DRIVE WAYS



STAIRWAY



HOSPITALITY
 AREAS



WALKWAYS



INDUSTRY



URBAN
 LOCATION



LANDSCAPING
 PROJECTS



GARDENS
 PATIO AREAS

SOLIDROCK
BEAUTY IN EVERY STONE

MILOTA
THINK DIFFERENT

“

MORE THAN JUST BEAUTY

”

MILOTA


THINK DIFFERENT




BASALT GREY



4x8 inch 96x202 mm



8x8 inch 202x202 mm



8x12 inch

202x302 mm

BASALT GREY

15mm

20mm

30mm



MILOTA

THINK DIFFERENT

BASALT GREY

SOLIDROCK
BEAUTY IN EVERY STONE

MILOTA
THINK DIFFERENT

“

MORE THAN JUST TEXTURE.

”

MILOTA
THINK DIFFERENT



CASTLE NAMUR



4x8 inch 96x202 mm



8x8 inch 202x202 mm



8x12 inch


202x302 mm

CASTLE NAMUR

15mm

20mm

30mm



MILOTA
THINK DIFFERENT

CASTLE NAMUR

SOLIDROCK
BEAUTY IN EVERY STONE

MILOTA
THINK DIFFERENT



MORE THAN JUST STONES



MILOTA
THINK DIFFERENT



C A S T L E C O P P E R



4x8 inch 96x202 mm



8x8 inch 202x202 mm



8x12 inch

202x302 mm

C A S T L E C O P P E R

15mm

20mm

30mm



MILOTA

THINK DIFFERENT

CASTLE COPPER

SOLIDROCK
BEAUTY IN EVERY STONE

MILOTA
THINK DIFFERENT

“

MORE THAN JUST OUTDOORS.

”

MILOTA
THINK DIFFERENT



FUJIALMOND



4x8 inch 96x202 mm




8x8 inch 202x202 mm



8x12 inch 202x302 mm

FUJIALMOND

- 15mm
- 20mm
- 30mm



MILOTA
THINK DIFFERENT



FUJIA ALMOND

SOLIDROCK
BEAUTY IN EVERY STONE

MILOTA
THINK DIFFERENT

“

MORE THAN JUST ELEGANCE

”

MILOTA

THINK DIFFERENT



F U J I B E I G E



4x8 inch 96x202 mm



8x8 inch 202x202 mm



8x12 inch

202x302 mm

FUJI BEIGE

15mm

20mm

30mm



MILOTA
THINK DIFFERENT



F U J I B E I G E

SOLIDROCK
BEAUTY IN EVERY STONE

MILOTA
THINK DIFFERENT

“

MORE THAN JUST TEXTURE

”

MILOTA

THINK DIFFERENT



P O R F I D O



4x8 inch 96x202 mm



8x8 inch 202x202 mm



8x12 inch

202x302 mm

PORFIDO

- 15mm
- 20mm
- 30mm



MILOTA

THINK DIFFERENT

PORFIDO



SOLIDROCK
BEAUTY IN EVERY STONE

MILOTA
THINK DIFFERENT




“

MORE THAN JUST QUALITY


”



P O R P H Y R Y G R E Y



4x8 inch 96x202 mm



8x8 inch 202x202 mm



8x12 inch


202x302 mm

PORPHYRY GREY

15mm

20mm

30mm



MILOTA
THINK DIFFERENT



PORPHYRY GREY

SOLIDROCK
BEAUTY IN EVERY STONE

MILOTA
THINK DIFFERENT

“

MORE THAN JUST GARDENS

”

MILOTA

THINK DIFFERENT

SANDSTONE GOLD



4x8 inch 96x202 mm



8x8 inch 202x202 mm




8x12 inch 202x302 mm

SANDSTONE GOLD

15mm

20mm

30mm



MILOTA
THINK DIFFERENT



SANDSTONE GOLD

SOLIDROCK
BEAUTY IN EVERY STONE

MILOTA
THINK DIFFERENT

“

MORE THAN JUST STRENGTH

”

MILOTA

THINK DIFFERENT



TERRACOTTA



4x8 inch 96x202 mm



8x8 inch 202x202 mm



8x12 inch

202x302 mm

TERRACOTTA

15mm

20mm

30mm



MILOTA

THINK DIFFERENT



TERRACOTTA

SOLIDROCK
BEAUTY IN EVERY STONE

MILOTA
THINK DIFFERENT

“

MORE THAN JUST LUXURY

”

MILOTA


THINK DIFFERENT



TRAILGREIGE



4x8 inch 96x202 mm



8x8 inch 202x202 mm



8x12 inch


202x302 mm

TRAILGREIGE

15mm

20mm

30mm



MILOTA
THINK DIFFERENT

TRAIL GREIGE



MILOTA

THINK DIFFERENT 

COLORS

BASALT GREY - CASTLE COPPER - CASTLE NAMUR
FUJI ALMOND - FUJI BEIGE - PORFIDO
PORPHYRY GREY - SANDSTONE GOLD - TERRACOTTA
TRAIL GREIGE



DRIVEWAYS



STAIRWAY



INDUSTRY



URBAN
LOCATIONS



HOSPITALITY
AREAS



WALKWAYS



LANDSCAPING
PROJECTS



GARDENS
PATIO AREAS

SOLIDROCK
BEAUTY IN EVERY STONE

MILOTA
THINK DIFFERENT

BASALT GREY

SOLIDROCK
BEAUTY IN EVERY STONE

MILOTA
THINK DIFFERENT

CASTLE COPPER

SOLIDROCK
BEAUTY IN EVERY STONE

MILOTA
THINK DIFFERENT

CASTLE NAMUR

SOLIDROCK
BEAUTY IN EVERY STONE

MILOTA
THINK DIFFERENT

FUJI BEIGE

SOLIDROCK
BEAUTY IN EVERY STONE

MILOTA
THINK DIFFERENT

FUJI ALMOND

SOLIDROCK
BEAUTY IN EVERY STONE

MILOTA
THINK DIFFERENT

PORFIDO

SOLIDROCK
BEAUTY IN EVERY STONE

MILOTA
THINK DIFFERENT

PORPHYRY GREY

SOLIDROCK
BEAUTY IN EVERY STONE

MILOTA
THINK DIFFERENT

SANDSTONE GOLD

SOLIDROCK
BEAUTY IN EVERY STONE

MILOTA
THINK DIFFERENT


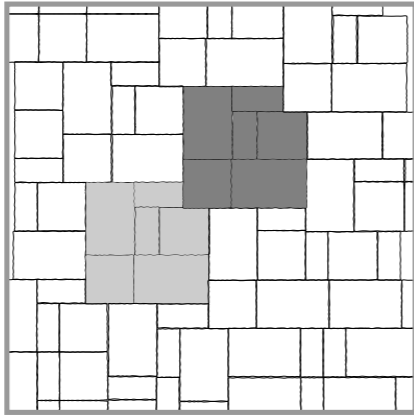

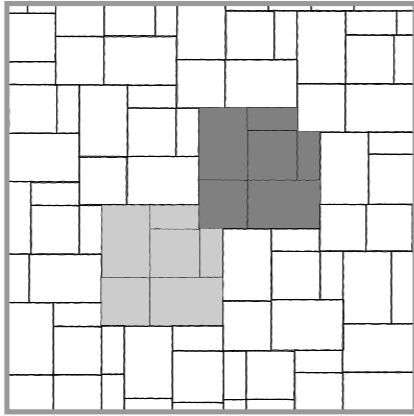
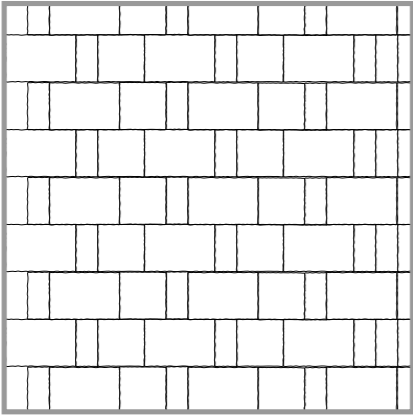
TERRACOTTA

SOLIDROCK
BEAUTY IN EVERY STONE

MILOTA
THINK DIFFERENT

TRAIL GERIGE

LAYING IDEAS FOR PEDESTRIAN
OR VEHICULAR USE



TECHNICAL SPECIFICATION

Technical Features	Reference standard	Our value	Test Method
Technical Features	± 0,3	Suitable for	ISO 10545-2
Thickness	± 0,5	Suitable for	
Straightness of sides	± 0,3	Suitable for	
Rectangularity	± 0,3	Suitable for	
Surface flatness	c.c. ± 0,4	c.c. ± 0,2	ISO 10545-2
	e.c. ± 0,4	e.c. ± 0,2	
	w. ± 0,4	w. ± 0,2	
Water absorption (in% by mass)	EV. ± 0,5 % Individual	EV. ≤ 0,5 %	ISO 10545-3
Breaking strength	S ≥ 1300N	≥ 10000 N	ISO 10545-4
Modulus of rupture	R ≥ N/mm ²	R ≥ 45 N/mm ²	
Impact resistance, as coefficient of restitution	Declared value	≥ = 0.55	ISO 10545-5
Mohs hardness	6	7	EN 101
Resistance to deep abrasion (removed volume)	≤ 175 mm ²	≤= 150mm ³	ISO 10545-6
Coefficient of thermal linear expansion	Declared value	≤= 7MK ⁻¹	ISO 10545-8
Thermal shock resistance	Pass according to EN ISO 10545-1	Resistant	ISO 10545-9
Moisture expansion (in mm/m)	Declared value	≤ 0.01% (0,1mm/m)	ISO 10545-10
Frost resistance	Pass according to EN ISO 10545-1	Resistant	ISO 10545-12
Bond strength/adhesion for improved cementitious adhesives	Declared value	≥ = 1N / mm ² (Class C2- EN 12004)	EN 1348
Fire resistance		non combustable	
Resistance to household chemicals and swimming pool salts	Minimum Class B	A	ISO 10545-13
Resistance to low concentrations of acids and alkalis	Declared Class	LA	
Resistance to high concentrations of acids and alkalis	Declared Class	HA	
Resistance to staining	Declared Class	5	ISO 10545-14
Skid resistance	Dedared value	R11	DIN 51130
Pendulum Friction Test	PTV ≥ 36	≥ 36 Dry ≥ 36 Wet	BS 7976
Coefficient of friction (COF)	μ 20,40	≥ 0,40 Dry ≥ 0,40 Wet	B.C.R.A. Rep. CEC/81

OUTDOOR PAVING TILES

Nominal size	Thickness	No of Tiles	Coverage Area (sq m)	Weight/Box
202x202mm- Un-Rect	15mm	4	0.16	16.5 kg
202x302mm- Un-Rect	15mm	4	0.24	16.5 kg
96x202mm- Un-Rect	15mm	4	0.08	16.5 kg
202x202mm- Un-Rect	20mm	3	0.12	16.5 kg
202x302mm- Un-Rect	20mm	3	0.18	16.5 kg
96x202mm- Un-Rect	20mm	3	0.06	16.5 kg

MADE IN INDIA

